



MAGNITUDE™ 60HD

- 60HD-MFLD Modular Flat Level Deck lowbed
- 60HD-MDSR Modular Drop Side Rail lowbed
- 60HD-MBMD Modular Beam Deck lowbed



More muscle than you can imagine ... These lowbeds are ready for work!

- 60 tons capacity (Configuration, GAWR, and tire ratings determine legal payloads)
- Fastest, most versatile hydraulic removable gooseneck in the industry ...
You can connect or disconnect on uneven ground!
- Loaded deck height:
 - Modular Flat Level deck (MFLD) 22" with 6" ground clearance
 - Modular Drop Side Rail (MDSR) 14.5" at side rails, 23" at main beams with 6" ground clearance
- Generous deck lengths with optional 5' or 10' deck inserts for greater hauling versatility
- Bogie configurations with options to add spreader bars and additional axles
- Boom trough with V-pan in bogie
- 7-Position rear ride-height control system with dump valve for greater convenience
- LED lights, strobes, and D-rings are all standard to give you more trailer for your money



www.fontaineheavyhaul.com

Fontaine Heavy-Haul • 5398 US Highway 11 • Springville, AL 35146 • 205-467-6171

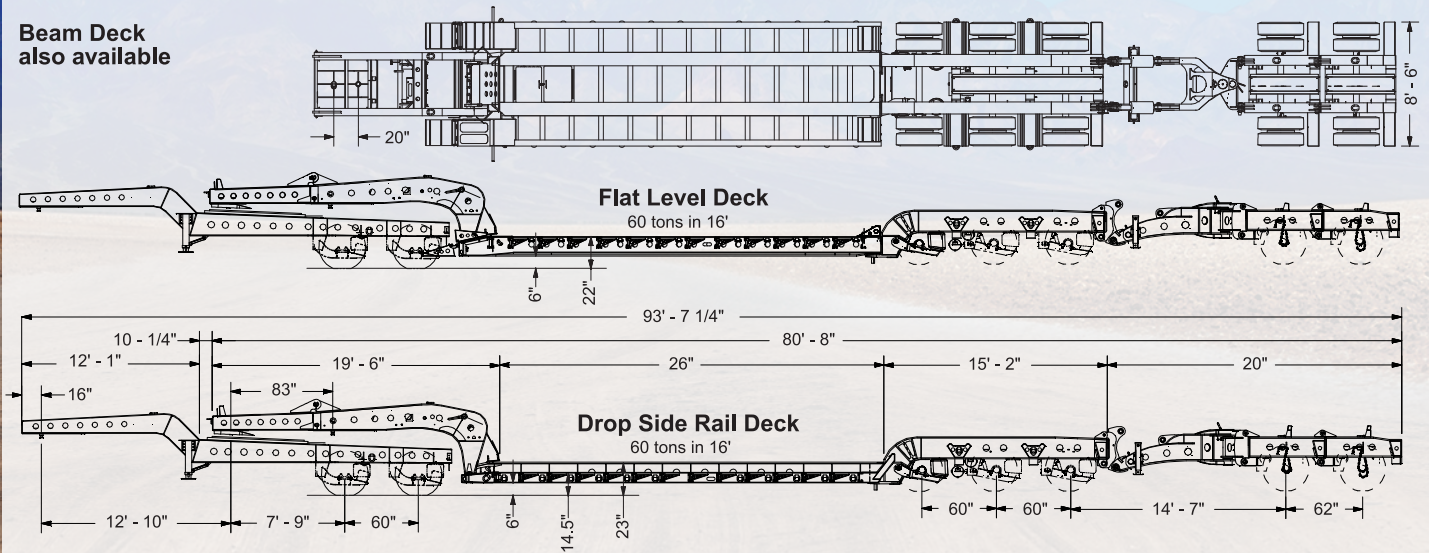
Weights shown are without options • Photos may show some optional equipment • Specifications subject to change without notice

A Marmon | Berkshire Hathaway Company

©2020 Fontaine Heavy-Haul • LT-119-R6 • January 2020

Fontaine Magnitude® 60HD Specifications

Beam Deck
also available



CAPACITY

- 60 tons in 16 feet as 3+2 configuration with flip box deployed (GAWR and tire ratings determine legal payloads)
- 60 tons in 12 feet with 5-axle close coupled

MAIN BEAMS

- All main longitudinal members fabricated with 100 KSI minimum yield steel flanges with 50,000 lb. webs

GOOSENECK FEATURES

- Hydraulic removable non-ground bearing
- 7-Position dual cam pawl for ride-height adjustments
- 50" loaded fifth wheel height
- 101" swing radius without flip box
- 81" alternate kingpin location
- Designed to accept 36" (137" swing radius) or 83" (184" swing radius) optional flip box
- Set up for wet line operation
- J560 7-pin electrical connector

DECK FEATURES

- 8' 6" overall width (or optional 9')
- Clear deck lengths: 25' (< 53' overall length), 26' and 28'
- Optional 5' or 10' deck inserts
- Loaded deck height:
 - Modular Flat Level Deck (MFLD) 22" with 6" ground clearance
 - Modular Drop Side Rail (MDSR) 14.5" at side rails, 23" at main beams with 6" ground clearance
- Apitong flooring on side rails only:
 - 2" on Modular Flat Level Deck (MFLD)
 - 1.5" on Modular Drop Side Rail (MDSR)
- Manual front approach ramps with risers on Modular Flat Level Deck (MFLD)
- Two fully covered tool box trays with lockable covers in front of deck between mainbeams

DECK FEATURES (continued)

- Extension brackets:
 - 13 pair (26 total) removable swing type
 - 1 pair (2 total) heavy-duty removable hook-on type
- Recess last three crossmembers in deck
- Optional hammer plate
- Modular deck to bogie connection

BOGIE FEATURES

- Modular tridem bogie
- 25,000 lbs. nominal capacity per axle (GAWR determined by suspension type, brakes, tires and other components)
- Axle spread: 60" (between axle centers)
- Recessed load bearing bolsters between all axles and rear of last axle
- Optional load bearing wheel covers
- Unitized air-ride suspension with automatic and manual controls
- Suspension mount is engineered, reinforced and braced to virtually eliminate frame cracking
- Chain lift first axle/Air lift third axle
- 5-Position rear ride-height control system with mechanical control valve (Whittle Style)
- Manual dump valve (Push/Pull)
- V-style boom trough with bolt-in V pan
- Heavy duty V-style rear bumper
- Rear Bogie Height: 43 3/4" to top flange, 37 1/2" to top of bolsters
- Bogie width: 8' 6"

BRAKES

- 16 1/2" x 7" brakes with 5 1/2" autoslacks
- Heavy-duty brake drums, outboard mount
- Quick change replacement feature
- Automatic slack adjusters

WHEELS/TIRES

- Wheels: 8.25 x 22.5 steel disc, hub-piloted
- Steel disc wheels (optional wheels available)
- Tires: 275/70R 22.5 OEM Standard

ELECTRICAL SYSTEM

- Sealed harness for maximum corrosion resistance
- DOT sealed beam with LED lights
- 4" flush mounted, battery powered amber strobes

SPREADER (optional)

- EQ2 tandem axle hydraulic spreader system (14' 7" axle spread)

FLIP AXLES (optional)

- Intermediate 4th axle
- Rear 5th axle

PROTECTIVE COATING

- Highest quality 2-part polyurethane enamel fights corrosion to extend the life of your trailer
- Primed for better paint adhesion

LASH RINGS

- Minimum 17 pair 34 total bent D-Ring type for longer chain life and better payload securement

FLAG HOLDERS

- Located at front of deck and on rear bumper

ESTIMATED EMPTY WEIGHT W/O OPTIONS:

25,730 lbs. ± 3% (25 ft. MFLD deck)



Specifications subject to change without notice.
Photos show some optional equipment.

www.fontaineheavyhaul.com

Fontaine Heavy-Haul • 5398 US Highway 11 • Springville, AL 35146 • 205-467-6171

Weights shown are without options • Photos may show some optional equipment • Specifications subject to change without notice

A Marmon | Berkshire Hathaway Company

©2020 Fontaine Heavy-Haul • LT-119-R6 • January 2020